

Automatic Inspection Systems Cut Quality Control Costs by 60%

Elena Dimitriou¹, Andreas Georgiou²

^{1,2}School of Production Engineering and Management, Technical University of Crete, University Campus, Kounoupidiana, 73100 Chania, Greece
 Email: georgiou@tuc.gr

Article Info	ABSTRACT
<p>Article history:</p> <p>Received : 11.01.2025 Revised : 13.02.2025 Accepted : 20.03.2025</p>	<p>However, up to 40 percent of products lie undetected and out of sight among the products containing the flaw for which they were developed. Automatic inspection systems are changing the efficiency of manufacturing while traditional quality control methods are not able to achieve consistency. In truth these systems can cut manufacturing errors by up to 50 percent, and lower cost to operate by fifteen (50 percent) to two (thirty percent). Solutions to these challenges become extremely compelling, with immediate automated quality inspection working in real time to find the defects outside human intervention. Automated inspection machines, on the other hand, have been found to be capable of inspecting thousands of products per minute with unprecedented accuracy, greatly decreasing reliance on having to manually inspect so many goods. The move to use automated systems over the traditional ones is helping manufacturers to make substantial savings in cost while maintaining the higher quality standards.</p>
<p>Keywords:</p> <p>Automated Inspection; Cost Reduction; Machine Vision; Quality Control; Smart Manufacturing</p>	

1. The Hidden Costs of Traditional Quality Control

A method of traditional quality control incurs huge hidden expenses far beyond the amount of basic operating expenses. A large part of these expenses

is a component called labor burden, which includes many costs other than direct wages, and manufacturers often miss in calculating their quality control budget.

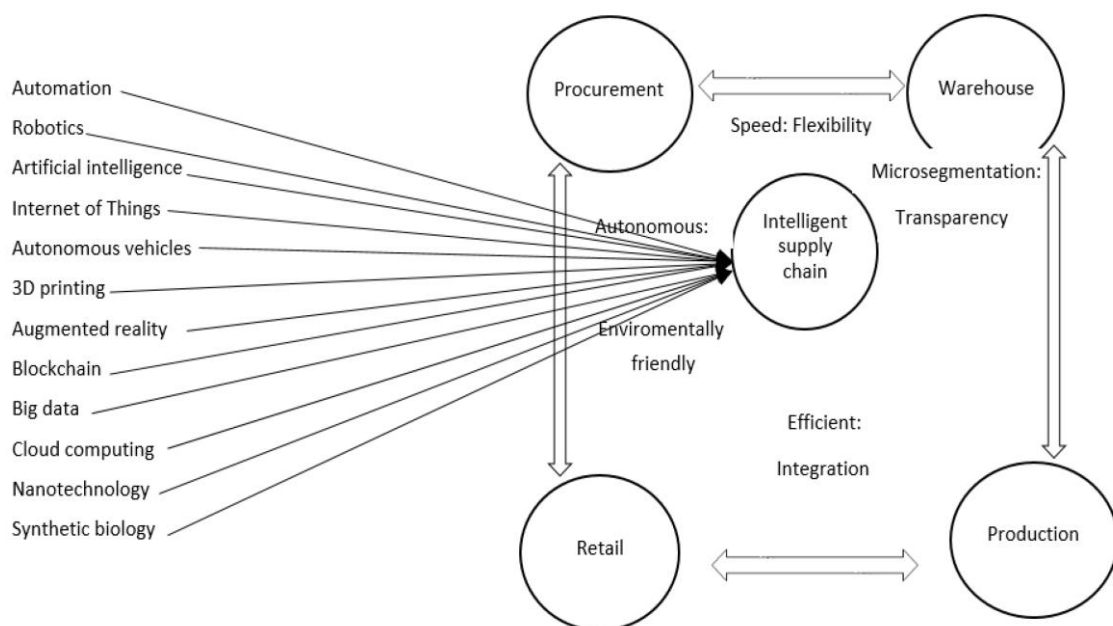


Fig 1. Labor expenses beyond hourly wages

Manual inspection does not include mandatory payroll taxes, health insurance, retirement plans or paid time off that the employer is required to provide. Further, labor burden rate has increased due to training and professional development cost for quality control employees as well. Indirect costs can often be a substantial percentage compared to direct labor wages and have a huge impact to a company's bottom line. Expenses further rise due to professional

development and need for on going training requirements for quality control teams as they require on going upskilling to meet inspection standards. On top, where on leave or absent, quality control staff members company sometimes also gains more because the costs from overtime payment to keep inspection coverage. If properly accounted for, these combined labor related expenses can have a significant impact on the operational budgets and profit margins [1]-[6].

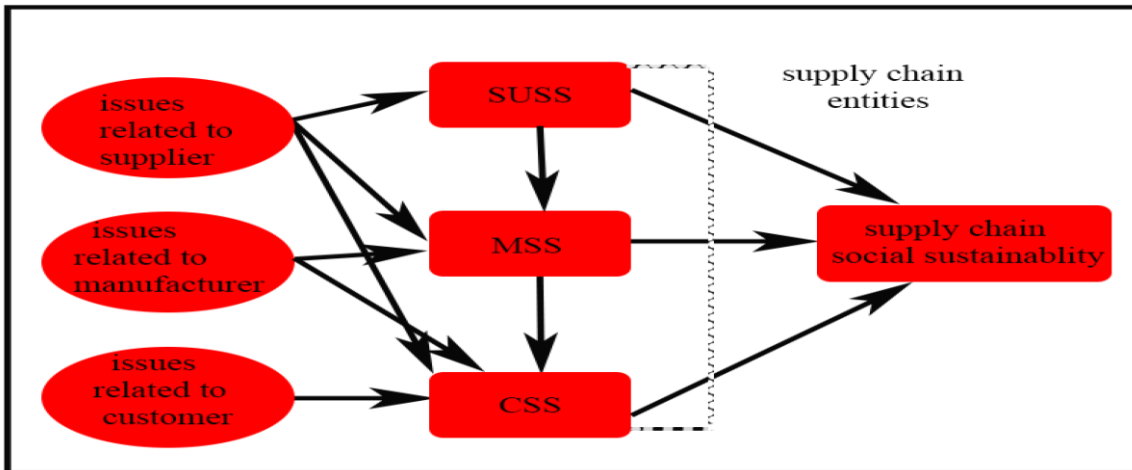


Fig 2. Error-related financial impact

There is an inherent risk of errors and inconsistencies in manual inspection processes that come with staggering financial consequences. According to studies, for businesses missing on quality control automation, the disruptions from suppliers and production partners are double. In most cases these disruptions end up resulting in significant monetary losses attributed to rework, product waste, and even lost customers. Quality control errors do not impact financials only

at corrective costs. If defects evade detection and are released to customers, companies incur costs associated with returns, replacements, brand damage and manage labor related to fixing defects or take actions to minimize the losses. The study illustrates that organizations often waste 20 percent of revenue addressing quality issues. Say, a business that earns \$100 million in income only allocates \$20 million in applying solely to fix quality associated problems [7]-[14].

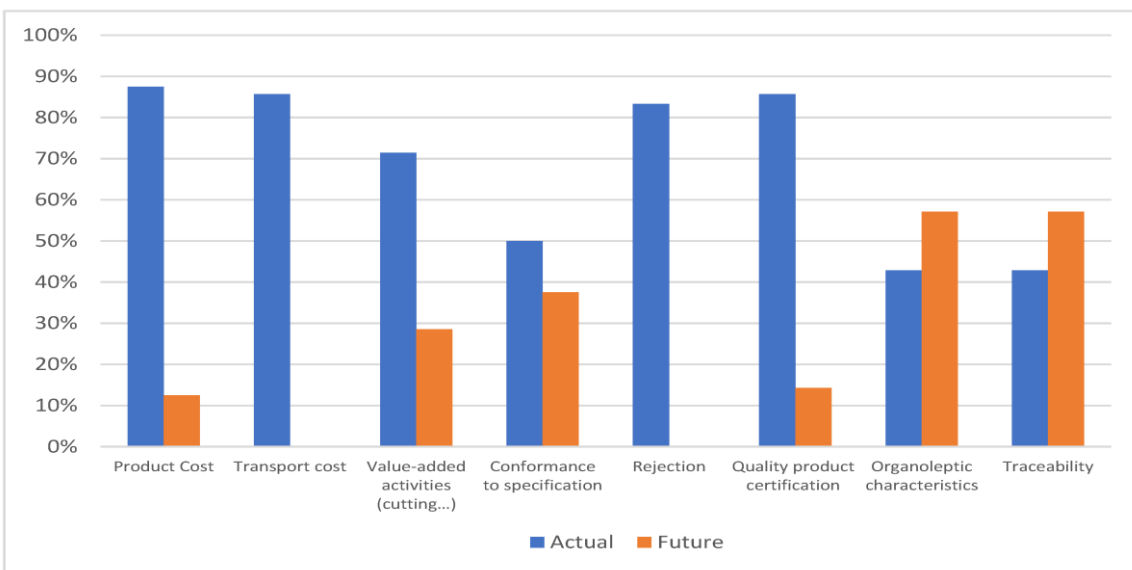


Fig 3. Production bottlenecks and throughput limitations

Typically, manual inspection processes lead to serious bottlenecks in manufacturing operations. The downtime of manufacturing equipment which is idle due to a longer inspection cycle than machine production cycle is costliest. Quickly this idle spindle time builds over many shifts, and prevents the best possible machine output, and overall productivity.

By functioning under pressure to stay on time, operators could accidentally skip over the manual checking parts during the process of production rates. Following that, parts are allowed to be measures improperly (and/or measured entirely omitted) and not be giving you the data that will optimize your machine adjustments. And often these parts are out of tolerance by part of a few tens of microns, which means they are reworked or scrapped, both of which are costly processes.

In traditional quality control, sampling vs inspection is the rule as the idea is to examine every product manually which becomes impractical. However, by sampling in this manner, additional risks exist because defects may pass undetected between sample checks. In addition, traditional inspection methods tend to work reactively rather than proactively and issues are typically detected after defective products have entered the production system [15]-[19].

In industries where precision is critical and the repeatability of manual inspection is not feasible, such challenges are more prevalent. Not only do these bottlenecks slow down production but they also impede downstream processes which then produce this ripple effect within the manufacturing operation. Therefore, when the quality inspection becomes a bottleneck, manufacturers frequently have to make difficult choices between compromise on the quality standards and meeting production targets.

Automatic Inspection System transforms quality processes

Advanced technologies such as machine vision, artificial Intelligence, and sophisticated algorithm have fundamentally changed the quality process of manufacturing with automatic inspection systems. Products are examined by these systems with speeds far greater than a human's capability, all while maintaining the best quality control precision available.

Real-time defect detection capabilities

Continuous monitoring of the production stage is done with automated inspection systems that automatically inform when an issue arises. These systems detect minute defects through high resolution cameras and sensors and measure dimensions with great precision. The tech looks for surface irregularities, assembly error, or even

misalignments buried in otherwise unfindable components.

Real time monitoring capability allows for corrective actions upon quality issues before the production run after which production time is reduced between 30 to 60 minutes as opposed to conventional methods. Such automated systems gather and analyse large volumes of data simultaneously and offer immediate information regarding production processes. Since the feedback is instantaneous, the operators are able to quickly make adjustments to keep to stringent quality standards as products pass through manufacturing [20]-[25].

2. Consistency across production runs

Automatic inspection systems provide a uniform result for all production runs, unlike manual inspections whose results can vary according to different human inspectors. But the systems run continuously, 24 hours per day, without fatigue or distraction, with the same inspection standards that are systematically performed. This is a steadfast performance which does not allow variations in quality assessment, making every product go through identical scrutiny.

Sophisticated algorithms put the systems through the ringer to understand a product characteristic, making sure each item is up to a required quality standard. These systems can learn complex patterns and subtle defects that could perplex human inspectors, through the use of machine learning. With its advanced pattern recognition, it ensures maintaining high quality standards in the wide range of product lines.

Integration with existing manufacturing systems

Integrated with existing manufacturing processes, automatic inspection systems introduce an integrated quality control environment. hardware and software components integration need careful configuration and the process should cause little disrupt of existing operations. Such systems include devices that ensure effective communication with other manufacturing equipment; they effectively communicate in real time with other manufacturing equipment and share data.

Strategic placement of cameras and sensors through the production line is necessary on the implementation of the automated inspection systems. Thorough testing of each component is performed to ensure the highest performance and perfect defect detection. Artificial intelligence software in the system learns to accept the quality parameters acceptable from extensive image directories created from feedback of quality control inspectors with extensive experience.

Table 1: Comparison of Manual vs. Automatic Inspection Systems

Feature	Manual Inspection	Automatic Inspection System	Improvement Achieved
Inspection Time per Unit	5 minutes	45 seconds	89% reduction in time
Detection Accuracy	85%	98.50%	15.9% increase in accuracy
Labor Cost per 1000 Units	\$250	\$85	66% reduction in labor costs
Defect Rate After Inspection	3.50%	0.80%	77% fewer post-inspection defects
Scalability	Limited	High	Enhanced production scalability

In particular, automated inspection systems perform very well in high value manufacturing environments including semiconductor production, lithium ion battery assembly, and solar panel fabrication. In some of these industries, reduction of waste and product reliability improvement are considerably enhanced by the ability of the systems to detect minute defects at an early stage of the production process.

It is very well suited for dynamic production environments with varying demand because of the technology’s scalability. With the evolution of the manufacturing requirements, these systems are capable of being quickly adapted to the new inspection criteria with minimum reconfiguration. By providing this flexibility the product continues to be controlled for consistency regardless of changes in specifications or fluctuations in production volumes.

Automated inspection systems perform non destructive testing methods which enables ‘minimal material waste’ at the same time quality standards are met with. By being able to examine whole production lines rather than sampling the facilities randomly for problems, the technology drastically reduces the chance of defective products making it to customers. This quality control measures are implemented through this comprehensive approach that improves both operational efficiency and customer satisfaction.

Breaking Down the 60% Cost Reduction

Multiple channels improve the cost reduction of manufacturing companies implementing automatic inspection systems. Using extensive data analysis, these systems operate in three key areas taking up to a 60% of cost reduction based on combined QX controls.

Direct labor savings: 25-30%

Automatic inspection systems allow first-class inspection without adding substantially to the labor necessary in the quality control process. Digital inspection solutions of chemical quality control labs have resulted in cost reduction of 25% to 45%. Digital enablement also saves money in microbiology quality controls labs from 15 to 35%. It automates approximately 80% of the sample taking and sample delivery as well as 50% of the

sample preparation activities. An in depth study reveals that costing for quality measurement activities as part of employee shift time accounted for 10–20% but in reality are no longer labor intensive. Typical manufacturing operations save \$2,688 in weekly labor per week.

In systems where automated type of manufacturing facilities are put into practice, there is a decreased dependence on quality control inspectors, whose average annual salary exceeds \$89,000 in the United States. Companies implement automatic inspection machines through strategic management of rising labor cost by the regions with annual wage increases of 12% and higher.

Defect reduction impact: 15-20%

Implementation of automatic inspection systems lead to a large gain in financial due to enhanced defect detection capability. The use of automation technology results in a 50 percent reduction in operational errors according to manufacturing statistical reporting. In this case, the improvement will actually have a direct impact on the bottom line, as companies could lose up to 20 percent of their revenue fighting quality related problems.

Through automated inspection systems, subtle defects are identified early in the production process before it becomes too costly to compensate with rework or even to prevent a product from being shipped. For instance, semiconductor manufacturers have shown that even incremental improvements by 0.1% in yield rate through automated inspection will generate an additional annual revenue of \$75 million dollars.

This technology has a fairly high precision in identifying defects before they roll through production stage and material lose and rework expense is substantially reduced. With the use of automatic inspection machines, quality related customer complaints and warranty claims are minimized since there are maintained consistent quality standards between production runs.

Operational efficiency gains: 10-15%

Multiple channels provide for significant contribution of overall cost reduction by

operational efficiency improvement. Automated inspection systems generally cut inspection time from one minute per unit to 2.2 seconds per unit in some cases. By accelerating the inspection speed, this achieves 24/7 operations and increases throughput overall without compromise to quality. To integrate automatic inspection machines is a wise investment. At single manufacturing sites, 345 percent return on investment is shown. The scale of these returns are exponential, scaling to 1,870% for 8 site implementations and to 3,012% for 20. Payback period is typically 17 months with single site deployment and as short as 2 months for multi site deployment.

Remote monitoring and the preventive maintenance capabilities reduce the equipment maintenance cost. In addition, implementation of automated systems to Microbiology labs reduces 10-25% of cost on both laboratory as well as outside the laboratory section. Implementation of automation in chemical labs leads to 10-20% incremental savings, which is reported by chemical laboratories.

This ripple effect then flows into the operation of the manufacturing. Instantaneous detection capabilities reduce company lead time by 40-75%. Thus manufacturers can improve resource allocation efficiency, expand production capacity, and thus reducing per unit costs. Together with the cost reduction contributions of 5-10% by enhanced flow, reduced maintenance, and improved utilization of resources, the 10-15% operational efficiency contribution provides strong consolidation in the overall cost reduction [26]-[29].

3. Manual Inspection vs Automatic Inspection Machines Comparison

Turning automatic inspection machines into reality is a massive leap in the manufacturing quality control. Analysis of inspection data shows that in

an optimal setting human inspectors tend to miss between 20-40% of actual defects on all items. The necessity of such automated solutions for modern manufacturing environments stems from this fundamental limitation of manual processes.

Speed and throughput differences

Comparatively, there are remarkable advantages in terms of the speed of processing with automatic inspection systems over the application of the more traditional manual methods. By reducing inspection time from 1 minute per unit down to 2.2 seconds, nothing can stop these systems from running continuously 24 hours a day. Automatic inspection machines with advanced imaging techniques use millions of component bits over a given period of time to reliably detect defects with incredible precision and consistent standards of quality from batch to batch.

Automatic inspection systems can effectively negate the common bottlenecks of manual inspection processes since they have an enhanced throughput. Utilizing automated systems, production lines can run at peak efficiency and manufacturing facilities report that inspection time has been reduced by 50 percent. Given manual inspection, assembly, and final inspection, this helps in the environment where inspection speed has become an issue high volume manufacturing.

Accuracy rates and consistency factors

Empirical data reveals the precision gap between the automatic and manual inspection methods. With duplicate manual inspection processes, accuracy rates rise as high as 96% and there is a margin of 4% allowing for defect escapes. On the other hand, the automatic inspection systems detect above 90 percent of defects with the response time of the developers' feedback reduced by 80 percent.

Table 2: ROI Metrics After Implementation of Automatic Inspection Systems

Metric	Before Implementation	After Implementation	Change Observed
Total Quality Control Cost (Monthly)	\$50,000	\$20,000	60% cost savings
Units Inspected per Hour	200	1,200	6x increase
Equipment Downtime (per month)	18 hours	6 hours	66% reduction in downtime
Employee Allocation	12 inspectors	4 supervisors	67% reduction in manpower
Annual Return on Investment (ROI)	N/A	45%	Positive and growing

Human inspectors suffer from fatigue and diminishing ability to concentrate while automatic inspection machines continue to operate at perfect

levels with no internal adjustments while in operation. The variability in a manual inspection process is eliminated and everything is analyzed

using these systems with identical parameters. This consistency in inspection criteria helps to provide uniform quality across the production batches irrespective of shift duration or environmental conditions.

Long-term cost trajectory analysis

Careful consideration first has to be given to initial investment in automatic inspection technology compared to its long term benefits. While setup costs are significant, manufacturers realize complete return on investment after about 17 months if implementation is in a single site. As volumes of items to be inspected grow, the margin advantage becomes more apparent; manual inspection costs its labor equivalent of \$89,000 annually per inspector in high demand environments.

A complete analysis of operational costs shows that automatic inspection systems can make significant savings by multiple methods. Besides direct labor reduction, these systems cut the rework expense by addressing defects even before production. Early detection of problems allows for the prevention of downstream quality issues and large cost advantage since manufacturers typically spend up to 20% of revenue correcting quality related problems.

There is a financial impact beyond immediate operational savings. Preventive maintenance can be achieved by automatic inspection systems with real time diagnostics and remote support. It lessens the chance of destructive events which lead to equipment downtime, which translates to less maintenance cost. The higher the type of production, the more economic advantages bring as the cost per inspection goes down proportionally.

Artificial intelligence and machine learning capabilities constantly expand the value proposition of automatic inspection systems by integrating them into the inspection systems. These advanced features therefore provide the flexibility that allows systems to respond to new product specifications without extensive reprogramming, and to detect new defect patterns. This ability prevents the need to invest in automatic inspection technology from going to waste when new manufacturing requirements come into play and ensures sustained ROI over extended operational time lines.

Implementation Costs and ROI Timeline

It is important to invest carefully in automatic inspection systems as this entails both upfront costs and long term benefits which need to be understood before any immediate decisions are made. More generally, a comprehensive analysis of implementation data for manufacturing sectors

provides useful information on investment requirements and returns.

Initial investment requirements

The complexity and the industry requirements affects the total cost to implement automatic inspection systems. Basic 2D inspection systems cost \$5,000 while advanced 3D systems cost \$50,000 to \$200,000. For high end of the solution involving AI capability, vision system and automated test equipment, investments have ranged between \$100,000 to \$1 million.

Equipment costs usually do not exceed the integration costs. Both manufacturing facilities and site infrastructure must be considered in terms of infrastructure changes such as air conditioning, vibration control and compressed air. The installation costs are generally between \$500K and \$1M. Another layer of expense, the annual fees for software licensing range from \$2,000 to \$12,000.

Maintenance and operational expenses

Such annual maintenance costs normally account for 15 to 20 percent of the initial investment. It takes this budget into account for regular calibration, software updates and hardware maintenance to maintain the peak performance. Energy consumption, consumables, and technical support are covered by an expense of about \$1,000 to \$3,000 per month.

The training of employee is another important operational cost. The initial costs range from \$1,000 up to \$5,000 per employee. For this reason, companies allocate 15-20% of the initial development cost for annual maintenance which includes the work done on API updates to the integration tests.

4. Typical payback periods across industries

Automatic inspection systems are relatively advanced technologies, with a relatively high upfront investment, but they have very impressive returns to the customer in many applications. With complete payback in nine months manufacturing facilities doing 24/7 shifts achieve successful payback. Returns from operations running only day shifts can be realized in less than two years.

ROI timeline significantly depends on the scale of implementation. For example, single site deployments achieve a 345 percent return on investment, but for eight sites the return explodes to 1,870 percent and for twenty site implementations, it is 3,012 percent. Companies also report payback periods as little as 2 months for multilocation deployments and 17 months for single locations most particularly.

Particularly fast payback for smart quality approaches is obtained through utilization of hybrid inspection systems. According to

McKinsey's Digital Capability Centers, payback periods are under six months. The source of these accelerated returns is about 5% of warranty cost reduction. For this reason, manufacturers that undertake smart quality have managed to reduce their total quality cost to as much as 50 percent. ROI potential shows clearly in the electronics industry. At 0.1 % improvement, even the most modest gains in yield rate are worth \$75 million in additional revenue to go around. As a result, many companies that invest in the automatic inspection systems soon realize additional benefits beyond the projections, i.e. significantly reduced material waste, better reliability of the product, and better customer satisfaction.

Example: Electronics Manufacturer Saves \$1.2M Annually

Within this high mix, low volume production environment, Applied Micro Electronics (AME), a Dutch-based electronics manufacturer, was going through mounting quality control challenges. AME operated three 3 SMD and 3 THT lines simultaneously, and made approximately 250 to 300 different products, 70% of which were AME's own designed products and 30% were dedicated to EMS business.

Company background and quality challenges

At the beginning AME used a combination of In Circuit Test (ICT) and 2D Automated Optical Inspection (AOI) as a quality assurance system. However, this method became more and more difficult to work with as ICT programming requirements grew. Time consuming component library entries and difficult to meet programming requirements affected the rapid changeovers of the company's products: But these challenges were especially acute with AME, which has a daily requirement to change numerous products across its production lines.

Current inspection systems required the recreation of models to any degree for just a small change to a component. This ineffectiveness caused heavy bottlenecks in their manufacturing procedure, resulting in production schedules and operational costs being affected. The need for a more efficient, more adaptable inspection solution to reliably match quality controls across their wide range of products was recognised by the company.

Automatic optical inspection implementation

AME evaluated numerous AOI variants and concluded that an advanced 3D AOI is superior to the rest and transitioned across their production facilities. It consisted of nine inspection systems to be scattered throughout their six production lines. This was a particularly significant transformation of how they had deployed their quality control

process as it rid them of time consuming, less efficient and less thorough inspection processes.

The introduction of the new automatic inspection system dramatically reduced programming time, and thus minimized false rejects, by using sophisticated software architecture. The standout part of the implementation was the "MagicClick" module, including generation and optimization of full automatic program. It enabled AME to create production ready inspection programs, containing components libraries, in minutes versus hours.

The developed system used the same software for all inspection points which allowed seamless transition between THT and SMT inspection. This uniformity was particularly invaluable because inspection algorithms could be intended for use across different system types, obviating a large amount of manual variation needed for quality control. The standardized user interface increased operator flexibility and simplified program modifications from several inspection points.

Financial outcomes and unexpected benefits

It was time to move to advanced automatic inspection, and those benefits will be large. Defect detection with this new system was very successful, achieving 98.5% accuracy, while having nearly zero false positives. The precision saved in labor resulted in annual savings of approximately \$691,200 through less manual inspection.

The implementation of this item generated several previously unexpected benefits. Continuous operation enhanced production throughput and allowed for inspection quality without sacrificing operations 24/7. It reduced waste and rework cost dramatically by enabling defects to be found early in the production process.

Importantly, the ongoing process analysis by the data analytics capabilities of the automatic inspection system gave very useful insight for continuous improvement. Stimulated by real time production reports anywhere, quick decision make and process optimization was possible. Being cloud connected to the infrastructure, it made the production process more transparent, making an audit trail that proved meaningful to quality verification and customer communications.

The implementation demonstrated most impressively that even a minor 0.1 percent improvement in yield through automated inspection could yield \$75 million in additional revenue for electronics manufacturing annually. High value electronic components were being tested but so was the system's ability to detect defects ranging from 50 microns down to 10 microns which meant exceptional quality control.

5. Automated Inspection Systems for Your Industry

Thus, while selecting an appropriate automatic inspection system it requires careful appraisal of the manufacturing and operational constraints. By examining inspection data for several industries through comprehensive analysis, decided factors emerge as important decision points to automated manufacturers looking for quality control.

Different manufacturing environments have different key features.

Recent boom of manufacturing environments with high value products, such as semiconductor production, lithium-ion battery assembly, and solar panel fabrication, require inspection system to find microscopic defects. These systems have to identify anomalies that go from 50 microns down to 10 microns for product reliability.

For automated solutions, mainly only the size of components that must be inspected determines necessary minimum space. Sensors, machine vision cameras, and advanced software algorithms are combined in advanced systems to analyze visual data with much greater precision. Together, these components perform non-contact inspections at high speeds examining millions data points on fractions of a second time.

An optical inspection systems is particularly successful in the electronics manufacturing industry, where they can detect potential features of anomalies on microchips, transformers, and flat panel displays. Similar camera technology is used for food and beverage industries to inspect the presence of contamination on the surface of products, as opposed to for package inspection.

Scalability considerations

Modern automatic inspection systems are of a modular design in which manufacturers can improve the quality control capabilities by adding new modules without any disruption to existing operations. With this flexibility there is gradual expansion as production requirements rise. They exhibit the scalability of these systems, since it is possible to run them with greater output without impact to inspection accuracy or speed.

They are quite versatile and they can adapt to different production environments well. Fast changing their programming also makes for flexibility to the various products and surfaces. That adaptability is particularly useful in facilities with a wide variety of products or frequent specification changes.

Furthermore, system scalability is realized based on the implementation of artificial intelligence and machine learning capabilities. They allow advanced features, which serve to give an inspection system the capacity to learn and to adapt on its own constantly in order to improve its detection capabilities by means of the analysis of

data. When inspection requirements change, these systems can quickly 'auto tune' to new levels of inspection without having to touch most of the reprogrammable code in these systems.

Integration capabilities with existing systems

The implementation of automatic inspection systems is successful only when they find a natural melding with accepted manufacturing practice. Considering compatibility is important because many such facilities operate with legacy systems installed for decades. Normally, the integration experts will start by looking at the currently producing lines for its possible bottlenecks and incompatibilities.

System integration requires also the data management capabilities. On automatic inspection systems, a tremendous amount of information must be read by and without disrupting the operation. Robust interfaces between new and existing systems are necessary for effective integration of new into the old systems to allow the data traffic to flow quite smoothly between the various components of the system.

Most often, the implementation process entails the development of specific interfaces between modern inspection equipment and legacy manufacturing systems. This integration makes it possible for multiple production components to be in real time communication between them, making for a more coordinated and efficient manufacturing process. Ultimately, the integration is successful and depends on proper planning and expertise between modifications in both hardware and software interfaces.

6. Future-Proofing Quality Control Investments

Automated system in process inspection is no longer an option, but rather a strategic issue for manufacturers in all industries. Inspection systems are evolving to become part of cutting edge technologies that are improving capabilities and operational impact as the manufacturing evolves.

AI and machine learning enhancement paths

Today, machine learning capabilities allow for inspection systems to identify defects and patterns, beyond the parameters that had been explicitly programmed in advance. The intelligent system is thinking with deep learning algorithms by analyzing complex patterns which they quickly adapt to new product variances. Introducing explainable AI gives the explanation for the decisions made, which is essential for the regulatory compliance and process improvement standards.

Machine learning has recently seen dramatic gains in physical size and power drawn for offloading of work from CPUs and GPUs out to TPUs and, with

recent progress on peripheral components also of importance. Thanks to these, AI powered inspection is now possible for applications that were until then considered impossible to be implemented on edge computing. Through software evolution computer now offers sophisticated automation through data analysis and pattern identification substantially enhanced automation and quality systems.

Data analytics capabilities

Raw inspection data becomes actionable insights through advanced analytics and manufacturers can use these to identify recurring causes and fine tune production parameters. Process stability is tracked continuously by real time monitoring systems or processes, so that all anomalies can be automatically removed by taking immediate corrective measures. The tasks built around these intelligent tools have self improving abilities based on their learning over iteration processes, whereby each faulty prediction contributes to model refinement and increases predictive accuracy.

The predictive analytics make use of current data to predict potential quality issues before they occur. Machine learning techniques to detect defects are applied during the development phase, thereby allowing the affected product design to be modified in a critical manner before mass production. Such an approach foresees a large reduction in resource consumption and is beneficial to the final product quality.

Adapting to changing product specifications

Modern automatic inspection systems are very flexible in attending to the fluctuating needs of manufacturing processes. With its ability to provide scalable solutions across broad manufacturing environments, the technology can provide for rapid deployment in new inspection criteria. The fact that stochastic is so versatile is especially useful in changing production settings where specifications of the product change often.

Advances in optical character recognition(/) are made possible through advanced use of machine vision technologies which can read characters on uneven or textured surfaces with great speed and accuracy. This advancement is important for manufacturers that utilize multiple kinds of packaging materials where traditional inspection methods tend to fail.

Today, almost all systems have data logging capabilities and are being used by manufacturers to identify trends, predict maintenance needs, and optimize productions processes.

Internet of things devices can be integrated into bases or devices of inspection system and they can be connected and responded to problems

immediately. By combining computer vision and machine learning algorithms, category of products is done and products are scanned for defects in real time, gaining a better efficiency and less error. They may process the machine performance and predict potential malfunctions, and schedule maintenance actions proactively.

7. CONCLUSION

Substantial cost reductions and improved quality control have demonstrated that automatic inspection systems are worth their weight. With its implementation, these manufacturing facilities claim 60% reduction in quality control costs and 98.5% accuracy in defect detection. Results indicated that the direct labor savings range between 25 to 30%, defect reduction impact ranges from 15 to 20%, and economic gains in operations were about 10 to 15%. Real world success stories of Automated Inspection, such as Applied Micro Electronics, include the savings of \$1.2 million per year by having more detection capability and reduced manual inspection requirements. Based on their experience, they can show that even small yield rate improvements can lead to large revenue increases where yield rates are high and precision requirements are stringent. Quality control automation continues to be shaped by advanced technologies. Moreover, automobile inspection systems can now recognize complex patterns with the help of the machine learning algorithms and adapt to new product variations quickly. Using sophisticated data analytics and these capabilities, manufacturers gain visibility into the products as they go through their manufacturing process, which allows them to identify issues before they impact production – thereby reducing waste, improving overall product quality, and confidently communicating to customers. The transition from manual to automatic inspection is a major development in manufacturing quality control. These systems pay off within 17 months for a single site and in 2 months for multi site setup. This places manufacturers desirous of ensuring continued competitive advantage at the forefront to carefully assess their quality control process content and make up their minds whether to upgrade to an automatic inspection system that mirrors their particular industry's need.

REFERENCES

1. Balamurugan, R.; Kirubagharan, R.; Ramesh, C. Implementation of lean tools and techniques in a connecting rod manufacturing industry. *Mater. Today Proc.* 2020, 33, 3108–3113.
2. Salem, R.; Musharavati, F.; Hamouda, A.M.; Al-Khalifa, K.N. An empirical study on lean

- awareness and potential for lean implementations in Qatar industries. *Int. J. Adv. Manuf. Technol.* 2016, 82, 1607–1625.
3. Neves, P.; Silva, F.J.G.; Ferreira, L.P.; Pereira, T.; Gouveia, A.; Pimentel, C. Implementing lean tools in the manufacturing process of trimmings products. *Procedia Manuf.* 2018, 17, 696–704.
 4. Eniola, A.A.; Entebang, H. SME firms' performance in Nigeria: Competitive advantage and its impact. *Int. J. Res. Stud. Manag.* 2014, 3, 75–86.
 5. Fatai, A. Small and Medium Scale Enterprises in Nigeria: The Problems and Prospects. 2011. Available online: www.academia.edu (accessed on 22 August 2017).
 6. Oni, O. Small-and medium-sized enterprises' engagement with social media for corporate communication. In *Strategic Corporate Communication in the Digital Age*; Emerald Publishing Limited: Bingley, UK, 2021.
 7. Dr. Sadia Parveen Peermohammed Jameel, Dr. Raynuka Azhakarsamy, Dr. Gullapalli Srilatha, Ms. Subramaniam Lavanya, Mr. Rajeev Ratna Vallabhuni, Dr. Manoj Anandakumari Sankaran, Dr. Ashish Gupta, Dr. Kannan Vellingiri, "A Device for English Literature Analysis," UK Patent. Design Number 6335100, 08 Jan. 2024.
 8. Jally, V.; Kulkarni, V.N.; Gaitonde, V.N.; Satis, G.J.; Kotturshettar, B.B. A Review on Project Management Transformation Using Industry 4.0. In *AIP Conference Proceedings*; AIP Publishing LLC.: Melville, NY, USA, 2021; Volume 2358, p. 100014.
 9. Bag, S.; Yadav, G.; Dhamija, P.; Kataria, K.K. Key resources for industry 4.0 adoption and its effect on sustainable production and circular economy: An empirical study. *J. Clean. Prod.* 2020, 281, 125233.
 10. Hillson, D. Assessing organizational project management capability. *J. Facil. Manag.* 2003, 2, 298–311.
 11. Bulut, C.; Kaya, T.; Mehta, A.M.; Danish, R.Q. Linking incremental and radical creativity to product and process innovation with organisational knowledge. *J. Manuf. Technol. Manag.* 2022, 33, 763–784.
 12. Mr. Sandeep Bishla, Dr. S.LakshmiKanthan Bharathi, Dr. Vahid M.Jamadar, Navdeep Singh, Dr. Sonu Kumar, Mr. Dillip Kumar Mohanta, Mr. Rajeev Ratna Vallabhuni, Dr.S.Boobalan, Dr. V.Kannan, "SOLAR POWER MONITORING DEVICE," The Patent Office Journal No. 52/2023, India. Design Number 384466-001, 29 Dec. 2023.
 13. Davenport, T.H.; Harris, J.G. *Competing on Analytics: The New Science of Winning*; Harvard Business Review Press: Boston, MA, USA, 2007.
 14. Creswell, J.W.; Plano Clark, V.L. *Designing and Conducting Mixed Methods Research*, 3rd ed.; SAGE Publications: Thousand Oaks, CA, USA, 2017.
 15. Kanji, G.K.; Wallace, W. Business excellence through customer satisfaction. *Total Qual. Manag.* 2000, 11, 979–998.
 16. Hipp, C.; Tether, B.S.; Miles, I. The incidence and effect of innovation in services. *Int. J. Innov. Manag.* 2000, 4, 417–453.
 17. Damanpour, F. Organizational innovation: A meta-analysis of effects of determinants and moderators. *Acad. Manag. J.* 1991, 34, 555–590.
 18. Arunachalam, T.; Palanichamy, Y. Does the soft aspects of TQM influence job satisfaction and commitment? An empirical analysis. *TQM J.* 2016, 29, 385–402.
 19. Babu, F.; Thomas, S. Quality management practices as a driver of employee satisfaction exploring the mediating role of organizational image. *Int. J. Qual. Serv. Sci.* 2021, 13, 157–174.
 20. Ooi, K.-B.; Lin, B.; Tan, B.-I.; Chong, A.Y.-L. Are TQM practices supporting customer satisfaction and service quality? *J. Serv. Mark.* 2010, 25, 410–419.
 21. Rowlands, H.; Milligan, S. Future Research Agenda for Quality 4.0. In *Proceedings of the 22nd QMOD-ICQSS Conference: Leadership and Strategies for Quality, Sustainability and Innovation in the 4th Industrial Revolution*, Kraków, Poland, 13–15 October 2019.
 22. Dr.E.N.Ganesh, Dr. Rita Roy, Mr. Rajeev Ratna Vallabhuni, Dr DevabalanPounraj, Mr. Vipin Yadav, MrKasiviswanadhamYadlapalli, Mr. S. S. Saravana Kumar, Dr. V.Kannan, "CYBER SECURITY DEVICE," The Patent Office Journal No. 48/2023, India. Design Number 378816-001, 30 Nov. 2023.
 23. Tortorella, G.L.; Fettermann, D. Implementation of Industry 4.0 and lean production in Brazilian manufacturing companies. *Int. J. Prod. Res.* 2018, 56, 2975–2987.
 24. Moher, D.; Liberati, A.; Tetzlaff, J.; Altman, D.G.; Group, P. Preferred Reporting Items for Systematic Reviews and Meta-Analyses: The PRISMA Statement. *PLoS Med.* 2009, 6, e1000097.
 25. Dale, B.G. *Managing Quality*, 4th ed.; Blackwell Publishing: Oxford, UK, 2003.
 26. Van Schoten, S.; de Blok, C.; Spreeuwenberg, P.; Groenewegen, P.; Wagner, C. The EFQM Model as a framework for total quality management in healthcare: Results of a

- longitudinal quantitative study. *Int. J. Oper. Prod. Manag.* 2016, 36, 901–922.
27. Jankalová, M. Conceptions Based on Definition of Business Factors of Successfulness for the Support of Reaching the Excellence of Enterprise Subjects. In *Proceedings of the 1st World Congress on Administrative and Political Sciences (ADPOL), Antalya, Turkey, 28 November–1 December 2012*; *Procedia Social and Behavioral Sciences*. Elsevier: Amsterdam, The Netherlands, 2013; Volume 81, pp. 531–535.
28. Topple, C.; Donovan, J.D.; Masli, E.K.; Borgert, T. Corporate sustainability assessments: MNE engagement with sustainable development and the SDGs. *Transnatl. Corp.* 2017, 24, 61–71.
29. Tsalis, T.A.; Malamateniou, K.E.; Koulouriotis, D.; Nikolaou, I.E. New challenges for corporate sustainability reporting: United Nations' 2030 Agenda for sustainable development and the sustainable development goals. *Corp. Soc. Responsib. Environ. Manag.* 2020, 27, 1617–1629.